

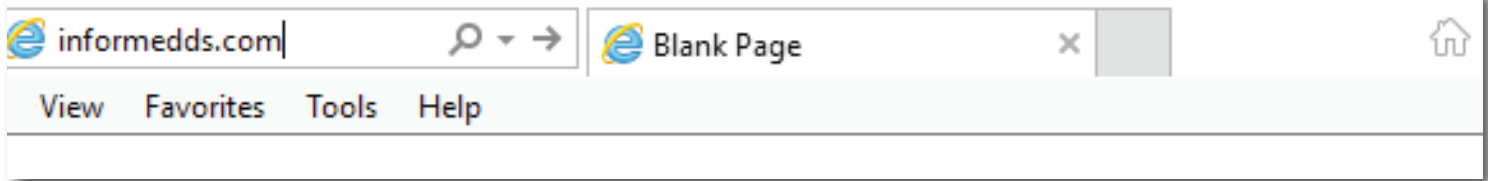
InformeDDS: STEP-BY-STEP DOWNLOAD INSTRUCTIONS

DOWNLOADING INFORMEDDS

Open a web browser on your computer. These instructions are specific to Internet Explorer 11 but Chrome, Firefox or Safari are popular web browsers that will do much the same thing.

01

Enter “**informeddds.com/downloads**” in the web browser’s address bar.



You should be directed to the “InformeDDS Downloads” page. Look for a button labeled “Download InformeDDS.”

02

Click the “**Download InformeDDS**” button.

The browser will begin to download the installation file. Look at the bottom of the browser to view the progress. When the download is complete “Do you want to open or save InformeDDS-5.3.0.rtipkg from informeddds.com?” will display at the bottom of your screen.



03

Click the “**Open**” button.

The RTI Package Installer will appear (Figure 1).

INSTALLING INFORMEDDS

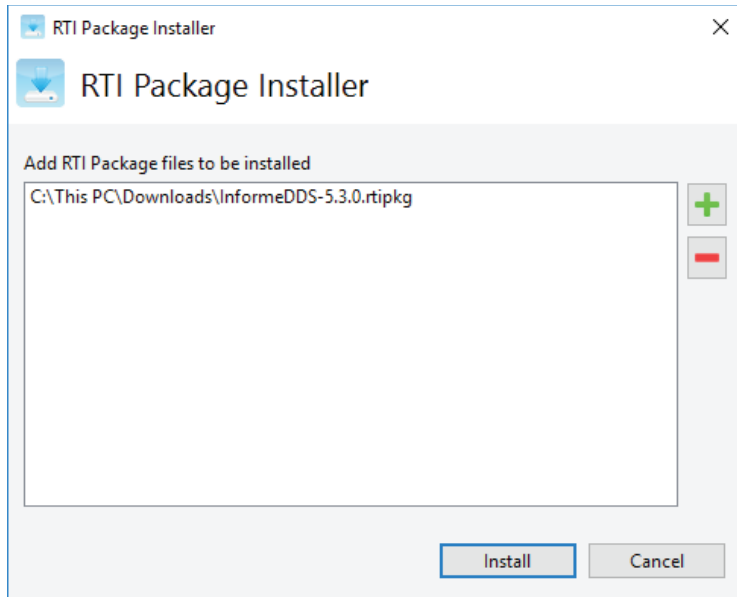


Figure 1: The RTI Package Installer

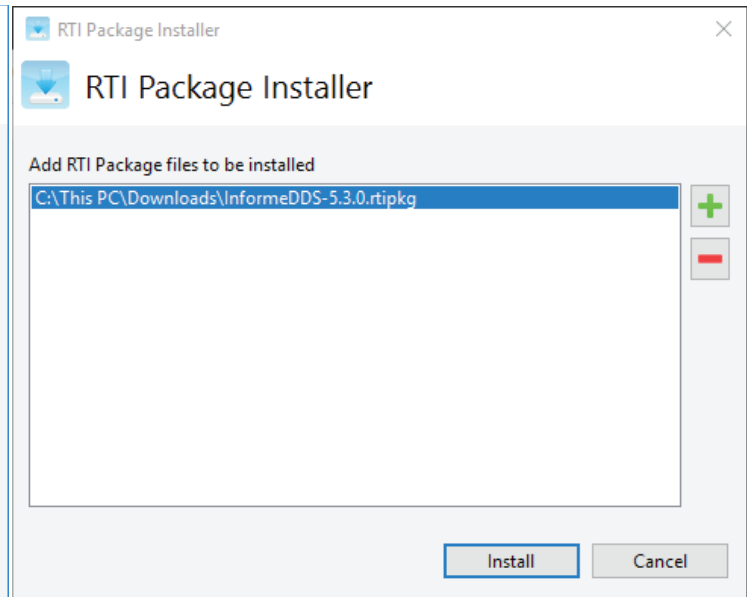


Figure 2: Selected RTI Package

04

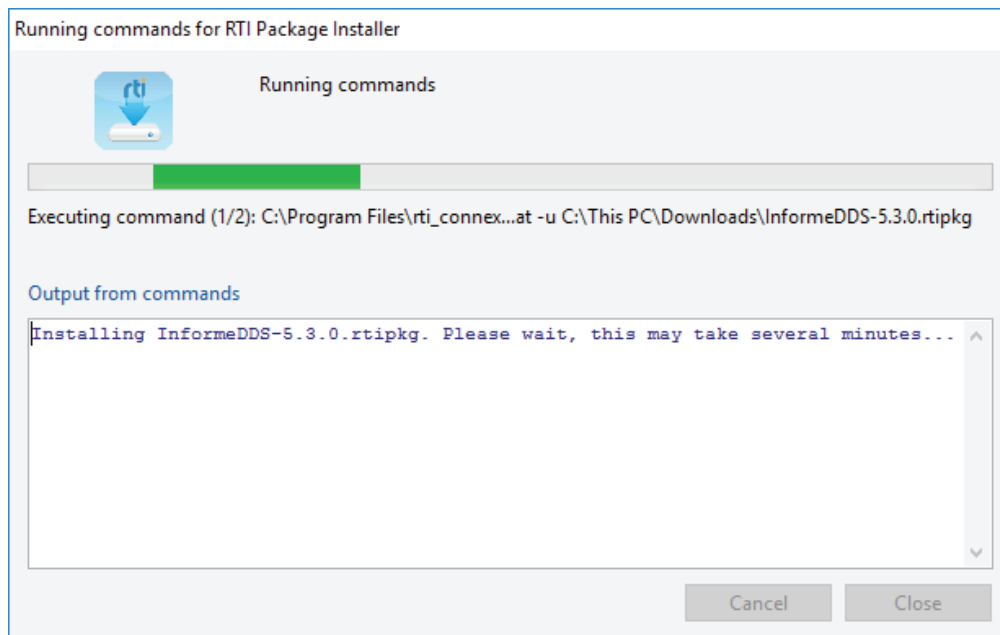
Click the entry which ends with **“InformeDDS-5.3.0.rtipkg.”**

The correct package file will now be highlighted and is ready to be installed (Figure 2).

05

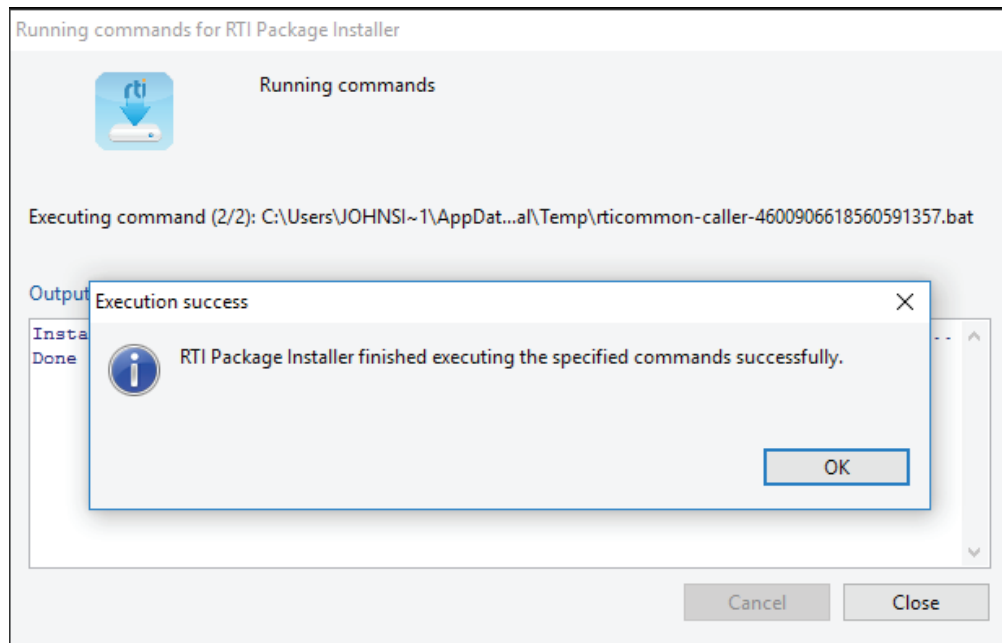
Click the **“Install”** button.

InformeDDS will begin to install. The screen shown below will appear to keep you apprised as the installation progresses.



INSTALLING INFORMEDDS

Once the installation completes, the following message will display.



06

Click **“OK.”**

The message window will close.

07

Click the **“Close”** button.

InformeDDS installation is now complete.

For additional information or to contact the creators of InformedDDS please visit

SimVentions.com/InformedDDS

INFORMEDDS

RUNNING INFORMEDDS

RUNNING INFORMEDDS

InformEDDS is installed as a companion application to RTI's Connex. To run it:

01 Go to the RTI home directory.

On Windows, this is usually "C:\Program Files\rti_connex_dds-5.3.0"

On Linux, this is usually "/opt/rti_connex_dds-5.3.0"

02 Navigate to the subdirectory "third_party\SimVentions\InformEDDS".

03 Run InformEDDS.

On Windows, open "RunInformEDDS.bat"

On Linux, open "RunInformEDDS.sh"

An InformEDDS trial license is included with your RTI Connex purchase. For license questions and purchasing, please contact informedds@simventions.com.